

Six Circles Global Bond Fund

TICKER: CGLBX

August 31, 2023

INVESTMENT OBJECTIVES AND STRATEGY

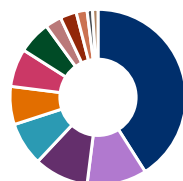
Seeks to provide total return. Invests mainly in a global portfolio of investment grade fixed income securities with varying maturities across government, corporate, and securitized fixed income sectors. The fund will also allocate across a number of different countries around the world.

TOP 10 HOLDINGS 8/31/2023

NAME	WEIGHT
FNMA 30YR TBA 4.0% OCT 23	0.9%
FNMA 30YR TBA 5% OCT 23	0.8%
CHINA GOVE 2.68% 05/21/30/CNY/	0.7%
UMBS TBA 30YR 2% OCT 23	0.7%
US TREAS BDS 2% 11/15/41	0.7%
CHINA GOVE 1.99% 04/09/25/CNY/	0.6%
US TREAS BDS 1.75% 08/15/41	0.6%
US TREAS BDS 1.875% 02/15/41	0.6%
US TREAS BDS 2.25% 05/15/41	0.6%
US TREAS BDS 2.375% 02/15/42	0.6%
Total % of Portfolio	6.8%

INVESTMENT AND INSURANCE PRODUCTS ARE: • NOT FDIC INSURED • NOT INSURED BY ANY FEDERAL GOVERNMENT AGENCY • NOT A DEPOSIT OR OTHER OBLIGATION OF, OR GUARANTEED BY, JPMORGAN CHASE BANK, N.A. OR ANY OF ITS AFFILIATES • SUBJECT TO INVESTMENT RISKS, INCLUDING POSSIBLE LOSS OF THE PRINCIPAL AMOUNT INVESTED

FUND ALLOCATION 8/31/2023



Asset Class	%
Pan-European Credit (BlackRock)	41
Pan-European Government (BlackRock)	11
China Treasury + Policy Bank(BlackRock)	10
U.S. Treasury 10-20 Year (BlackRock)	8
Global Credit (PGIM, Inc.)	7
Global Securitized (PIMCO)	7
U.S. Securitized (BlackRock)	6
Global Government (PGIM, Inc.)	3
U.S. Credit (BlackRock)	3
U.S. Government (BlackRock)	2
Asia Pacific Gov't ex China (BlackRock)	1
Pan European Securitized (BlackRock)	1

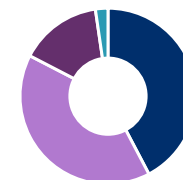
PORTFOLIO COMPOSITION 8/31/2023

SECTOR



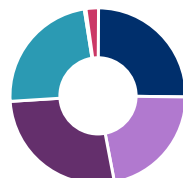
Sector	%
INVESTMENT GRADE CORPORATES	30.1
GOVTS/SOVEREIGNS	26.2
AGENCIES/REGIONALS	18.4
NON-AGENCY MBS	12.4
Cash	3.7
CORPORATE BOND	3.7
PRIVATE PLACEMENTS/144AS	2.9
NON-AGENCY ABS	1.9
HIGH YIELD CORPORATES	0.7

REGION



Region	%
Western Europe	42.3
North America	40.3
Asia Pacific	15.1
Other	2.3

CREDIT QUALITY



Credit Quality	%
AAA	25.2
AA	21.8
A	27.0
BBB	23.5
BB and lower	0.3
Not Rated	2.3

MATURITY



Maturity	%
Less than one year	17.2
Years 1-3	6.5
Years 3-5	17.2
Years 5-7	14.1
Years 7-10	21.2
Years > 10	23.8

For more complete information about the Fund, including the Fund's objectives, risks, charges and expenses, call your J.P. Morgan team or call 1-212-464-2070 or go to www.sixcirclesfunds.com for a prospectus. Read the prospectus carefully. An investment in this Fund and any other Fund is not designed to be a complete investment program. The Fund is NOT designed to be used as a stand-alone investment.

Important Information

J.P. Morgan is committed to making our products and services accessible to meet the financial services needs of all our clients. If you are a person with a disability and need additional support accessing this material, please contact your J.P. Morgan team or email us at accessibility.support@jpmorgan.com for assistance.

Percentages reflected in the charts may not sum to 100% due to rounding.
Amounts reflected in the charts may include the use of derivatives.

GLOSSARY OF TERMS

Maturity: Maturity, as used herein, is the average effective maturity which is a weighted average of all the maturities of the bonds in a portfolio, computed by weighting each bond's effective maturity by the market value of the security. Average effective maturity takes into consideration all mortgage prepayments, puts, and adjustable coupons. Longer-maturity funds are generally considered more interest-rate sensitive than their shorter counterparts. The maturity may include the impact of derivatives.

Credit Quality: A debt issuer's credit quality refers to the ability of the issuer to repay the debt, as perceived by the market and expressed in terms of credit ratings assigned. Average credit quality for bond portfolios reflects average quality of constituent bonds.

Quality ratings reflect the credit quality of the underlying securities in the Fund's portfolio and not that of the fund itself. Quality ratings are subject to change. S&P and Moody's assigns a rating of AAA, Aaa as the highest to D, C as the lowest credit quality rating respectively.

Credit quality ratings are sourced from Bloomberg which uses the middle credit quality ratings on underlying securities of the portfolio from the three major ratings agencies; S&P, Moody's and Fitch. If only two agencies rate a security, the lowest rating is used. If only one agency rates a security, that single rating is used.

RISK SUMMARY

Mutual fund investing involves risk. The value of an investment in a Fund could go down.

Neither J.P. Morgan nor any of its affiliates or representatives provide legal, tax or accounting advice. You should consult your legal and/or tax advisors before making any financial decisions.

Asset allocation, diversification and rebalancing do not ensure a profit or protect against loss in declining markets.

An investment in this Fund and any other fund is not designed to be a complete investment program. It is intended to be part of a broader investment program administered by the Adviser or its affiliates. The performance and objectives of the Fund should be evaluated only in the context of your complete investment program. The Fund is managed in such a fashion as to affect your assets subject to the broader investment program and therefore changes in value of the Fund may be particularly pronounced and the Fund may underperform a similar fund managed without consideration of the broader investment program. The Fund is NOT designed to be used as a stand-alone investment.

Economies and financial markets throughout the world are becoming increasingly interconnected, which increases the likelihood that events or conditions in one country or region will adversely impact markets or issuers in other countries or regions. Securities in the Fund's portfolio may underperform in comparison to securities in the general financial markets, a particular financial market or other asset classes, due to a number of factors, including inflation (or expectations for inflation), deflation (or expectations of deflation), interest rates, global demand for particular products or resources, market instability, debt crises and downgrades, embargoes, tariffs, sanctions and other trade barriers, regulatory events, other governmental trade or market control programs, and related geopolitical events. In addition, the value of the Fund's investments may be negatively affected by the occurrence of global events such as war, terrorism, environmental disasters, natural disasters or events, country instability, and infectious disease epidemics.

Portfolios that invest exclusively in one sector or industry involve additional risks. The lack of industry diversification subjects the investor to increased industry-specific risks.

Investments in bonds and other debt securities will change in value based on changes in interest rates. If interest rates rise, the value of these investments generally drops.

The value of investments in mortgage-related and asset-backed securities will be influenced by the factors affecting the housing market and the assets underlying such securities. The securities may decline in value, face valuation difficulties, become more volatile and/or become illiquid. They are also subject to prepayment risk, which occurs when mortgage holders refinance or otherwise repay their loans sooner than expected, creating an early return of principal to holders of the loans.

The Fund may invest in foreign securities, which involve special risks, including economic, political, and currency instability- especially in emerging markets.

Investments in derivatives may be riskier than other types of investments. They may be more sensitive to changes in economic or market conditions than other types of investments. Many derivatives create leverage, which could lead to greater volatility and losses that significantly exceed the original investment.

The Fund could experience a loss and its liquidity may be negatively impacted when selling securities to meet redemption requests by shareholders. The risk of loss increases if the redemption requests are unusually large or frequent or occur in times of overall market turmoil or declining prices. Similarly, large purchases of Fund shares may adversely affect the Fund's performance to the extent that the Fund is delayed in investing new cash and is required to maintain a larger cash position than it ordinarily would.

Top Holdings: Holdings are subject to change. The holdings listed should not be considered recommendations to purchase or sell a particular security. Each individual security is calculated as a percentage of the aggregate market value of the securities held in the Fund and may include the use of derivative positions.

Six Circles Funds are distributed by Foreside Fund Services, LLC a member of FINRA.

INVESTMENT AND INSURANCE PRODUCTS ARE: • NOT FDIC INSURED • NOT INSURED BY ANY FEDERAL GOVERNMENT AGENCY • NOT A DEPOSIT OR OTHER OBLIGATION OF, OR GUARANTEED BY, JPMORGAN CHASE BANK, N.A. OR ANY OF ITS AFFILIATES • SUBJECT TO INVESTMENT RISKS, INCLUDING POSSIBLE LOSS OF THE PRINCIPAL AMOUNT INVESTED

SIX CIRCLES GLOBAL BOND FUND

©JPMorgan Chase & Co., September 2023

©2023, American Bankers Association, CUSIP Database provided by the Standard & Poor's CUSIP Service Bureau, a division of The McGraw-Hill Companies, Inc. All rights reserved.

J.P.Morgan is the brand name for the Wealth Management business of JPMorgan Chase Bank, N.A. and its affiliates worldwide.

INVESTMENT AND INSURANCE PRODUCTS ARE: • NOT FDIC INSURED • NOT INSURED BY ANY FEDERAL GOVERNMENT AGENCY • NOT A DEPOSIT OR OTHER OBLIGATION OF, OR GUARANTEED BY, JPMORGAN CHASE BANK, N.A. OR ANY OF ITS AFFILIATES • SUBJECT TO INVESTMENT RISKS, INCLUDING POSSIBLE LOSS OF THE PRINCIPAL AMOUNT INVESTED