

Six Circles International Unconstrained Equity Fund

TICKER: CIUEX

March 31, 2022

INVESTMENT OBJECTIVES AND STRATEGY

Seeks to provide capital appreciation. Invests at least 80% of its net assets in equity securities and other instruments with economic characteristics similar to equity securities. Primarily invests in the equity securities of non-U.S. companies and is generally unconstrained by any particular capitalization, style or sector or non-U.S. country.

FUND INFORMATION 3/31/2022

INCEPTION DATE	7/9/2018	FUND ASSETS	\$12,272.29 Million
WEBSITE	www.sixcirclesfunds.com	TURNOVER RATIO (%)	104.24

FUND FEES AND EXPENSES 3/31/2022

EXPENSE RATIO (GROSS)	0.30%	EXPENSE RATIO (NET)	0.10%
-----------------------	-------	---------------------	-------

The difference between net and gross fees include all applicable fee waivers and expense reimbursements.

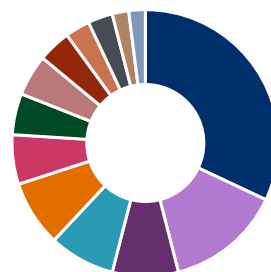
FUND MANAGEMENT 3/31/2022

INVESTMENT ADVISER	SUBADVISER(S)
JPMorgan Private Investments Inc (JPMPI)	BlackRock

MANAGER COMMENTARY

While we believe we are moving into later part of the economic cycle and anticipate lower economic growth in 2022 vs. 2021, we expect continued upside for risk assets over the next 12 months. U.S. economic output and company earnings are well-above pre-COVID levels, but inflation is high and remains significantly higher than the Fed's 2% target. Russia's invasion of Ukraine has also caused some to question the durability of this cycle. The Fed began hiking rates in March and will continue to do so until inflation and growth slow to more sustainable levels, but we think that the Fed will be able to moderate inflation without ending the economic cycle. Overall, our broader portfolios are pro-cyclically positioned, and we would consider adding further risk, prudently, if the opportunity arises.

FUND ALLOCATION 3/31/2022



Sector	%
Europe ex UK	32
Europe Pharmaceuticals	14
Broad UK	8
Europe ex-UK Utilities	8
Europe Financials	8
European Info Technology	6
Europe Autos	5
Europe Food Products	5
Europe Industrials	4
Europe Integrated Oil & Gas	3
Europe Textile Luxury Goods	3
Japan Consumer Electronics	2
Korea Tech Hrdw Stor&Periphrls	2

ANNUALIZED FUND PERFORMANCE 3/31/2022

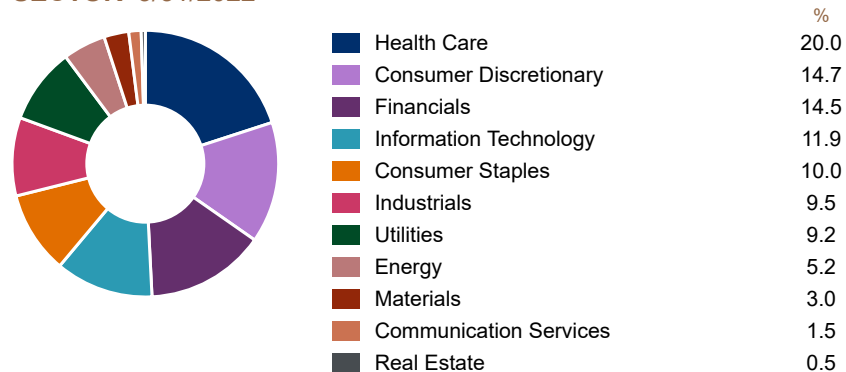
	QTD	YTD	1 YR	3 YR	5 YR	SINCE INCEPTION
Fund at NAV (%)	-7.39	-7.39	1.65	6.04	—	2.81
Benchmark (%)	-4.81	-4.81	3.04	8.55	—	5.76

Performance quoted is past performance and is no guarantee of future results. Investment returns and principal value will fluctuate, so shares, when sold, may be worth more or less than original cost. Current performance may be higher or lower than returns shown. See www.sixcirclesfunds.com for most recent month-end performance.

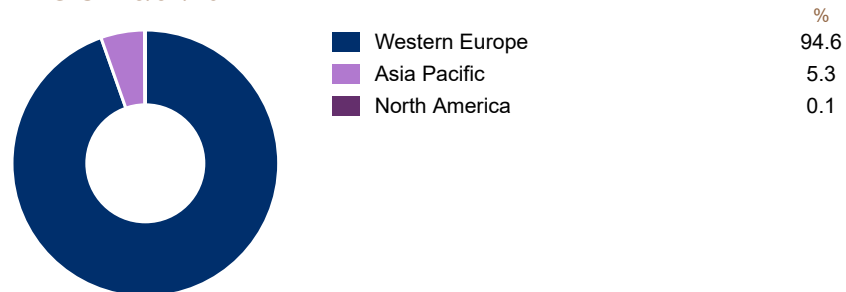
INVESTMENT AND INSURANCE PRODUCTS ARE: • NOT FDIC INSURED • NOT INSURED BY ANY FEDERAL GOVERNMENT AGENCY • NOT A DEPOSIT OR OTHER OBLIGATION OF, OR GUARANTEED BY, JPMORGAN CHASE BANK, N.A. OR ANY OF ITS AFFILIATES • SUBJECT TO INVESTMENT RISKS, INCLUDING POSSIBLE LOSS OF THE PRINCIPAL AMOUNT INVESTED

For more complete information about the Fund, including the Fund's objectives, risks, charges and expenses, call your J.P. Morgan team or call 1-212-464-2070 or go to www.sixcirclesfunds.com for a prospectus. Read the prospectus carefully. An investment in this Fund and any other Fund is not designed to be a complete investment program. The Fund is NOT designed to be used as a stand-alone investment.

SECTOR 3/31/2022




REGION 3/31/2022



TOP 10 HOLDINGS 3/31/2022

NAME	WEIGHT
NESTLE SA-REG /CHF/	5.3%
ROCHE HOLDING AG-GENUSSC /CHF/	4.2%
ASML HOLDING NV /EUR/	3.3%
ASTRAZENECA PLC /GBP/	2.9%
NOVARTIS AG-REG /CHF/	2.9%
NOVO NORDISK A/S-B /DKK/	2.9%
SAMSUNG ELECTRONICS CO L /KRW/	2.1%
LVMH MOET HENNESSY LOUIS /EUR/	2.0%
SONY GROUP CORP /JPY/	2.0%
SHELL PLC-NEW /GBP/	1.9%
Total % of Portfolio	29.5%

MARKET CAP 3/31/2022



INVESTMENT AND INSURANCE PRODUCTS ARE: • NOT FDIC INSURED • NOT INSURED BY ANY FEDERAL GOVERNMENT AGENCY • NOT A DEPOSIT OR OTHER OBLIGATION OF, OR GUARANTEED BY, JPMORGAN CHASE BANK, N.A. OR ANY OF ITS AFFILIATES • SUBJECT TO INVESTMENT RISKS, INCLUDING POSSIBLE LOSS OF THE PRINCIPAL AMOUNT INVESTED

For more complete information about the Fund, including the Fund's objectives, risks, charges and expenses, call your J.P. Morgan team or call 1-212-464-2070 or go to www.sixcirclesfunds.com for a prospectus. Read the prospectus carefully. An investment in this Fund and any other Fund is not designed to be a complete investment program. The Fund is NOT designed to be used as a stand-alone investment.

Important Information

J.P. Morgan is committed to making our products and services accessible to meet the financial services needs of all our clients. If you are a person with a disability and need additional support accessing this material, please contact your J.P. Morgan team or email us at accessibility.support@jpmorgan.com for assistance.

BlackRock is the Sub-Advisers for each of the strategies listed above.

The allocation of the various strategies employed by the Fund may shift and therefore, the performance shown may not be a true indication of how the Fund may perform going forward.

Percentages reflected in the charts may not sum to 100% due to rounding. Amounts reflected in the charts may include the use of derivatives.

Fund Performance

Total return figures (for the fund and any index quoted) assume payment of fees, if any, and reinvestment of dividends (after the highest applicable foreign withholding tax) and distributions. Without fee waivers, fund returns would have been lower. Due to rounding, some values may not total 100%. Mutual funds have fees that reduce their performance: Indexes do not. You cannot invest directly in an index.

Annual Operating Expenses

The Fund's adviser, J.P. Morgan Private Investments Inc., and/or its affiliates have contractually agreed through at least 04/30/2023 to waive any management fees that exceed the aggregate management fees the adviser is contractually required to pay the Fund's sub-advisers. Such waivers are not subject to reimbursement by the Fund.

Additionally, the Fund's Adviser has contractually agreed through at least 04/30/2023 to reimburse expenses to the extent total annual operating expenses of a Fund excluding acquired fund fees and expenses, if any, dividend and interest expenses related to short sales, brokerage fees, interest on borrowings, taxes, expenses related to litigation and potential litigation and extraordinary expenses) exceed 0.50% of the average daily net assets of the Fund, respectively (the "Expense Cap"). An expense reimbursement by the Fund's Adviser is subject to repayment by the Fund only to the extent it can be made within thirty-six months following the date of such reimbursement by the Adviser.

GLOSSARY OF TERMS

Annualized Performance: This is used to show performance for periods of greater than one year and is also called compound rate of return. Annualized return measures an investment's increase in value each year, including capital appreciation and reinvested income.

Expense Ratio: The expense ratio is the annual fee that all funds charge their shareholders. It expresses the percentage of assets deducted each fiscal year for fund expenses, including management fees, administrative fees, operating costs, and all other asset-based costs incurred by the Fund. Portfolio transaction fees, or brokerage costs, as well as front-end or deferred sales charges are not included in the expense ratio. The expense ratio, which is deducted from the fund's average net assets, is accrued on a daily basis.

Turnover: The lesser of purchases or sales of non-cash securities divided by total net assets.

INDICES/BENCHMARKS: Indices are baskets of securities (hypothetical and unmanaged). They can be used as benchmarks against which the performance of an individual investment or portfolio can be measured. The indices listed in this section may be used as primary/secondary benchmarks for the various investment strategies offered through the Advisory Services programs as well as proxies for various market segments within a Returns Based Style Analysis.

The MSCI World ex USA Index captures large and mid-cap representation across 22 of 23 Developed Markets (DM) countries*--excluding the United States. With 1,008 constituents, the index covers approximately 85% of the free float-adjusted market capitalization in each country.

MSCI AGREEMENT

Source: MSCI. The MSCI information may only be used for your internal use, may not be reproduced or disseminated in any form and may not be used as a basis for or a component of any financial instruments or products or indices. None of the MSCI information is intended to constitute investment advice or a recommendation to make (or refrain from making) any kind of investment decision and may not be relied on as such. Historical data and analysis should not be taken as an indication or guarantee of any future performance analysis, forecast or prediction. The MSCI information is provided on an "as is" basis and the user of this information assumes the entire risk of any use made of this information. MSCI, each of its affiliates and each other person involved in or related to compiling, computing or creating any MSCI information (collectively, the "MSCI Parties") expressly disclaims all warranties (including, without limitation, any warranties of originality, accuracy, completeness, timeliness, non-infringement, merchantability and fitness for a particular purpose) with respect this information. Without limiting any of the foregoing, in no event shall any MSCI Party have any liability for any direct, indirect, special, incidental, punitive, consequential (including, without limitation, lost profits) or any other damages. (www.msci.com)

RISK SUMMARY

Mutual fund investing involves risk. The value of an investment in a Fund could go down.

Neither J.P. Morgan nor any of its affiliates or representatives provide legal, tax or accounting advice. You should consult your legal and/or tax advisors before making any financial decisions.

Asset allocation, diversification and rebalancing do not ensure a profit or protect against loss in declining markets.

An investment in this Fund and any other fund is not designed to be a complete investment program. It is intended to be part of a broader investment program administered by the Adviser or its affiliates. The performance and objectives of the Fund should be evaluated only in the context of your complete investment program. The Fund is managed in such a fashion as to affect your assets subject to the broader investment program and therefore changes in value of the Fund may be particularly pronounced and the Fund may underperform a similar fund managed without consideration of the broader investment program. The Fund is NOT designed to be used as a stand-alone investment.

INVESTMENT AND INSURANCE PRODUCTS ARE: • NOT FDIC INSURED • NOT INSURED BY ANY FEDERAL GOVERNMENT AGENCY • NOT A DEPOSIT OR OTHER OBLIGATION OF, OR GUARANTEED BY, JPMORGAN CHASE BANK, N.A. OR ANY OF ITS AFFILIATES • SUBJECT TO INVESTMENT RISKS, INCLUDING POSSIBLE LOSS OF THE PRINCIPAL AMOUNT INVESTED

SIX CIRCLES INTERNATIONAL UNCONSTRAINED EQUITY FUND

Economies and financial markets throughout the world are becoming increasingly interconnected, which increases the likelihood that events or conditions in one country or region will adversely impact markets or issuers in other countries or regions. Securities in the Fund's portfolio may underperform in comparison to securities in the general financial markets, a particular financial market or other asset classes, due to a number of factors, including inflation (or expectations for inflation), deflation (or expectations of deflation), interest rates, global demand for particular products or resources, market instability, debt crises and downgrades, embargoes, tariffs, sanctions and other trade barriers, regulatory events, other governmental trade or market control programs, and related geopolitical events. In addition, the value of the Fund's investments may be negatively affected by the occurrence of global events such as war, terrorism, environmental disasters, natural disasters or events, country instability, and infectious disease epidemics.

The prices of equity securities are sensitive to a wide range of factors, from economic to company-specific news, and can fluctuate rapidly and unpredictably, causing an investment to decrease in value.

International investing has a greater degree of risk and increased volatility due to political and economic instability of some overseas markets. Changes in currency exchange rates and different accounting and taxation policies outside the U.S. can affect returns.

Portfolios that invest exclusively in one sector or industry involve additional risks. The lack of industry diversification subjects the investor to increased industry-specific risks.

Portfolios that invest a significant percentage of assets in a single issuer involve additional risks, including share price fluctuations, because of the increased concentration of investments.

The Fund could experience a loss and its liquidity may be negatively impacted when selling securities to meet redemption requests by shareholders. The risk of loss increases if the redemption requests are unusually large or frequent or occur in times of overall market turmoil or declining prices. Similarly, large purchases of Fund shares may adversely affect the Fund's performance to the extent that the Fund is delayed in investing new cash and is required to maintain a larger cash position than it ordinarily would.

Top Holdings: Holdings are subject to change. The holdings listed should not be considered recommendations to purchase or sell a particular security. Each individual security is calculated as a percentage of the aggregate market value of the securities held in the Fund and may include the use of derivative positions.

Six Circles Funds are distributed by Foreside Fund Services, LLC a member of FINRA.
©JPMorgan Chase & Co., April 2022

©2022, American Bankers Association, CUSIP Database provided by the Standard & Poor's CUSIP Service Bureau, a division of The McGraw-Hill Companies, Inc. All rights reserved.

J.P.Morgan is the brand name for the Wealth Management business of JPMorgan Chase Bank, N.A. and its affiliates worldwide.

INVESTMENT AND INSURANCE PRODUCTS ARE: • NOT FDIC INSURED • NOT INSURED BY ANY FEDERAL GOVERNMENT AGENCY • NOT A DEPOSIT OR OTHER OBLIGATION OF, OR GUARANTEED BY, JPMORGAN CHASE BANK, N.A. OR ANY OF ITS AFFILIATES • SUBJECT TO INVESTMENT RISKS, INCLUDING POSSIBLE LOSS OF THE PRINCIPAL AMOUNT INVESTED