

Six-Circles Multi-Strategy Fund

TICKER: CALTX

March 31, 2026

INVESTMENT OBJECTIVES AND STRATEGY

Seeks to achieve long-term capital appreciation. Invests across a variety of alternative investment strategies, including, but not limited to, equity long/short, event driven, global macro, relative value, and multi-strategy. The Fund seeks to maintain an investment portfolio with, on average, lower volatility than the broader equity markets.

FUND INFORMATION 3/31/2026

INCEPTION DATE	9/18/2024	Gross Exposure	427.6
WEBSITE	www.sixcirclesfunds.com	Long Exposure	260.9
FUND ASSETS	\$2,227.77 Million	Short Exposure	-166.6
TURNOVER RATIO (%)	0.00	Net Exposure	94.3

FUND FEES AND EXPENSES 3/31/2026

EXPENSE RATIO (GROSS)	1.45%	EXPENSE RATIO (NET)	0.72%
------------------------------	-------	----------------------------	-------

The difference between net and gross fees include all applicable fee waivers and expense reimbursements.

FUND MANAGEMENT 3/31/2026

INVESTMENT ADVISER

JPMorgan Private Investments Inc. (JPMPI)

SUBADVISER(S)

AHL Partners, DBi, PIMCO, T. Rowe Price, BlackRock, CFM

MANAGER COMMENTARY

The U.S. economy has expanded and appears to have avoided recession. Geopolitical volatility remains elevated amidst tariff threats and unrest in the Middle East, but the economy has remained resilient exhibiting strong GDP growth. Despite poor consumer sentiment, key economic indicators remain healthy: The unemployment rate has risen from cycle lows but remains healthy at 4.3%, and inflation is hovering above the Fed Target range at 3.3%. In our view, recession odds are more elevated than normal, but our base case is that one is avoided and equities and fixed income deliver positive returns over the next 12 months.

FUND ALLOCATION 3/31/2026



Strategy	Percentage
Multi-Strategy (DBi - Multi-Strategy)	18
Mortgage Opportunity (PIMCO - Relative Value)	34
Floating Rate Bank Loan (T. Rowe - Relative Value)	16
Managed Futures (AHL - Macro)	7
Equity Market Neutral (Blackrock - Relative Value)	17
Cumulus (CFM - Multi-Strategy)	8

ANNUALIZED FUND PERFORMANCE 3/31/2026

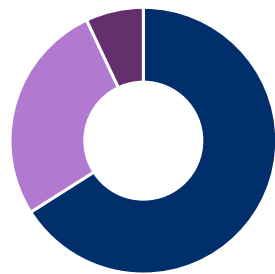
	QTD	YTD	1 YR	3 YR	5 YR	SINCE INCEPTION
Fund at NAV (%)	3.06	3.06	10.30	—	—	6.95
Benchmark (%)	-0.57	-0.57	5.97	—	—	4.71

Performance quoted is past performance and is no guarantee of future results. Investment returns and principal value will fluctuate, so shares, when sold, may be worth more or less than original cost. Current performance may be higher or lower than returns shown. See www.sixcirclesfunds.com for most recent month-end performance. Performance would have been lower without expense limitations in effect.

INVESTMENT AND INSURANCE PRODUCTS ARE: • NOT FDIC INSURED • NOT INSURED BY ANY FEDERAL GOVERNMENT AGENCY • NOT A DEPOSIT OR OTHER OBLIGATION OF, OR GUARANTEED BY, JPMORGAN CHASE BANK, N.A. OR ANY OF ITS AFFILIATES • SUBJECT TO INVESTMENT RISKS, INCLUDING POSSIBLE LOSS OF THE PRINCIPAL AMOUNT INVESTED

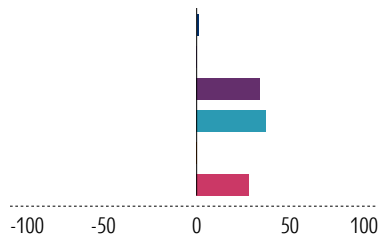
For more complete information about the Fund, you should consider including the Fund's objectives, risks, charges and expenses, call your J.P. Morgan team or call 1-212-464-2070 or go to www.sixcirclesfunds.com for a prospectus. Read the prospectus carefully. An investment in this Fund and any other Fund is not designed to be a complete investment program. The Fund is NOT designed to be used as a stand-alone investment.

STRATEGY 3/31/2026



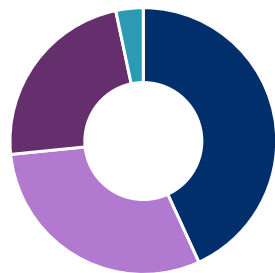
Strategy	%
Relative Value	66.0
Multi-Strategy	27.0
Macro	7.0

ASSET CLASS 3/31/2026



Asset Class	% of VaR
Currency	1.1
Equity	0.1
Fixed Income	33.8
Future	37.2
Option	-0.1
Swaps	28.0

REGION-EQUITY 3/31/2026



Region	% of VaR
Other	43.2
North America	30.2
Western Europe	23.3
Asia Pacific	3.3

TOP 5 HOLDINGS 3/31/2026

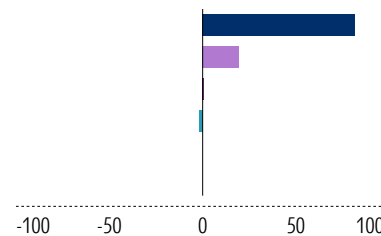
TOP PORTFOLIO RISK CONTRIBUTORS

Top Portfolio Risk Contributor	% of VaR
MSCI EAFE 19JUN26 MFSM6	16.0%
MSCI EmgMkt 19JUN26 MESM6	8.7%
NASDAQ 100 E-MINI 18JUN26 NQM6	3.9%
MEXICAN PESO FUT 15JUN26 PEM6	3.5%
US 2YR NOTE (CBT) 30JUN26 TUM6	1.7%

TOP PORTFOLIO RISK DIVERSIFIERS

Top Portfolio Risk Diversifier	% of VaR
S&P500 EMINI FUT 18JUN26 ESM6	-3.0%
NORWEGIAN KRONE 15JUN26 NOM6	-2.7%
CBOE VIX FUTURE 15APR26 UXJ6	-1.9%
NIKKEI 225 (OSE) 11Jun26 NKM6	-1.9%
EURO STOXX 50 19JUN26 VGM6	-1.8%

REGION-FIXED INCOME 3/31/2026



Region	% of VaR
North America	81.5
Other	19.6
Western Europe	0.8
Asia Pacific	-1.9

INVESTMENT AND INSURANCE PRODUCTS ARE: • NOT FDIC INSURED • NOT INSURED BY ANY FEDERAL GOVERNMENT AGENCY • NOT A DEPOSIT OR OTHER OBLIGATION OF, OR GUARANTEED BY, JPMORGAN CHASE BANK, N.A. OR ANY OF ITS AFFILIATES • SUBJECT TO INVESTMENT RISKS, INCLUDING POSSIBLE LOSS OF THE PRINCIPAL AMOUNT INVESTED

For more complete information about the Fund, you should consider including the Fund's objectives, risks, charges and expenses, call your J.P. Morgan team or call 1-212-464-2070 or go to www.sixcirclesfunds.com for a prospectus. Read the prospectus carefully. An investment in this Fund and any other Fund is not designed to be a complete investment program. The Fund is NOT designed to be used as a stand-alone investment.

Important Information

J.P. Morgan is committed to making our products and services accessible to meet the financial services needs of all our clients. If you are a person with a disability and need additional support accessing this material, please contact your J.P. Morgan team or email us at accessibility.support@jpmorgan.com for assistance.

The allocation of the various strategies employed by the Fund may shift and therefore, the performance shown may not be a true indication of how the Fund may perform going forward.

Percentages reflected in the charts may not sum to 100% due to rounding. Amounts reflected in the charts may include the use of derivatives.

Fund Performance

Total return figures (for the fund and any index quoted) assume payment of fees, if any, and reinvestment of dividends (after the highest applicable foreign withholding tax) and distributions. Without fee waivers, fund returns would have been lower. Due to rounding, some values may not total 100%. Mutual funds have fees that reduce their performance: Indexes do not. You cannot invest directly in an index.

Annual Operating Expenses

The Fund's adviser, J.P. Morgan Private Investments Inc., and/or its affiliates have contractually agreed through at least 04/30/2026 to waive any management fees that exceed the aggregate management fees the adviser is contractually required to pay the Fund's sub-advisers. Such waivers are not subject to reimbursement by the Fund.

Additionally, the Fund's Adviser has contractually agreed through at least 04/30/2026 to reimburse expenses to the extent total annual operating expenses of a Fund excluding acquired fund fees and expenses, if any, dividend and interest expenses related to short sales, brokerage fees, interest on borrowings, taxes, expenses related to litigation and potential litigation and extraordinary expenses) exceed 1.45% of the average daily net assets of the Fund, respectively (the "Expense Cap"). An expense reimbursement by the Fund's Adviser is subject to repayment by the Fund only to the extent it can be made within thirty-six months following the date of such reimbursement by the Adviser.

GLOSSARY OF TERMS

Annualized Performance: This is used to show performance for periods of greater than one year and is also called compound rate of return. Annualized return measures an investment's increase in value each year, including capital appreciation and reinvested income.

Expense Ratio: The expense ratio is the annual fee that all funds charge their shareholders. It expresses the percentage of assets deducted each fiscal year for fund expenses, including management fees, administrative fees, operating costs, and all other asset-based costs incurred by the Fund. Portfolio transaction fees, or brokerage costs, as well as front-end or deferred sales charges are not included in the expense ratio. The expense ratio, which is deducted from the fund's average net assets, is accrued on a daily basis.

Turnover: The lesser of purchases or sales of non-cash securities divided by total net assets.

Gross Exposure: Reflects the aggregate of long and short investment positions in relation to the net asset value. The gross exposure is one indication of the level of leverage in a Fund.

Net Exposure: This is the difference between long and short investment positions in relation to net asset value.

Value-at-Risk (VaR): Measures potential loss in value for a portfolio over a defined period under normal market conditions for a given confidence level. For example, a one-day VaR of \$1 Million calculated at a 99% confidence level implies that, under normal market conditions, there is a 1% chance the portfolio will lose that VaR amount of \$1 Million or more over that time period, assuming that portfolio holdings remain the same. It's important to note that the actual risk an investment experiences may be higher or lower than the projected VaR estimate, as both portfolio positions and market volatility levels are subject to change.

INDICES/BENCHMARKS: Indices are baskets of securities (hypothetical and unmanaged). They can be used as benchmarks against which the performance of an individual investment or portfolio can be measured. The indices listed in this section may be used as primary/secondary benchmarks for the various investment strategies offered through the Advisory Services programs as well as proxies for various market segments within a Returns Based Style Analysis.

The HFRX Global Hedge Fund Index is designed to be representative of the overall composition of the hedge fund universe. It is comprised of all eligible hedge fund strategies, including but not limited to convertible arbitrage, distressed securities, equity hedge, equity market neutral, event driven, macro, merger arbitrage, and relative value arbitrage. The strategies are asset weighted based on the distribution of assets in the hedge fund industry.

Source: Hedge Fund Research, Inc. The HFR indices are being used under license from Hedge Fund Research, Inc., which does not endorse or approve of any of the contents of this report. Unlike most asset class indexes, the HFR Index reflect fees and expenses.

RISK SUMMARY

Mutual fund investing involves risk. The value of an investment in a Fund could go down.

Neither J.P. Morgan nor any of its affiliates or representatives provide legal, tax or accounting advice. You should consult your legal and/or tax advisors before making any financial decisions.

Asset allocation, diversification and rebalancing do not ensure a profit or protect against loss in declining markets.

Completion Fund: An investment in this Fund and any other fund is not designed to be a complete investment program. It is intended to be part of a broader investment program administered by the Adviser or its affiliates. The performance and objectives of the Fund should be evaluated only in the context of your complete investment program. The Fund is managed in such a fashion as to affect your assets subject to the broader investment program, therefore changes in value of the Fund may be particularly pronounced, and the Fund may underperform a similar fund managed without consideration

INVESTMENT AND INSURANCE PRODUCTS ARE: • NOT FDIC INSURED • NOT INSURED BY ANY FEDERAL GOVERNMENT AGENCY • NOT A DEPOSIT OR OTHER OBLIGATION OF, OR GUARANTEED BY, JPMORGAN CHASE BANK, N.A. OR ANY OF ITS AFFILIATES • SUBJECT TO INVESTMENT RISKS, INCLUDING POSSIBLE LOSS OF THE PRINCIPAL AMOUNT INVESTED

of the broader investment program. The Fund is NOT designed to be used as a standalone investment.

General Market Risk: Economies and financial markets throughout the world are becoming increasingly interconnected, which increases the likelihood that events or conditions in one country or region will adversely impact markets or issuers in other countries or regions. Securities in the Fund's portfolio may underperform in comparison to securities in general financial markets, a particular financial market or other asset classes, due to a number of factors, including inflation (or expectations for inflation), deflation (or expectations for deflation), interest rates, global demand for particular products or resources, market instability, financial system instability, debt crises and downgrades, embargoes, tariffs, sanctions and other trade barriers, regulatory events, other governmental trade or market control programs and related geopolitical events. In addition, the value of the Fund's investments may be negatively affected by the occurrence of global events such as war, terrorism, environmental disasters, natural disasters or events, country instability and infectious disease epidemics or pandemics.

Interest Rate Risk: Investments in bonds and other debt securities will change in value based on changes in interest rates. If interest rates rise, the value of these investments generally drops. Securities with greater interest rate sensitivity and longer maturities generally are subject to greater fluctuations in value.

Equity Markets Risk: The prices of equity securities are sensitive to a wide range of factors, from economic to company-specific news, and can fluctuate rapidly and unpredictably, causing an investment to decrease in value.

High Yield Securities and Loan Risk: The Fund invests in instruments including junk bonds, loans and instruments that are issued by companies that are highly leveraged, less creditworthy or financially distressed. These investments are considered to be speculative and are subject to greater risk of loss, greater sensitivity to economic changes, valuation difficulties and potential illiquidity.

The Fund may invest its assets in loans that are rated below investment grade. Like other high yield, corporate debt instruments, such loans are subject to an increased risk of default in the payment of principal and interest as well as the other risks described in the prospectus. Leveraged loans settlement periods will generally be prolonged relative to securities. In order to maintain adequate short-term liquidity, the Fund will generally hold cash and below-investment grade bonds.

Asset-Backed, Mortgage-Related and Mortgage-Backed Securities Risk: The value of investments in mortgage-related and asset-backed securities will be influenced by the factors affecting the housing market and the assets underlying such securities. The securities may decline in value, face valuation difficulties, become more volatile and/or become illiquid. They are also subject to prepayment risk, which occurs when mortgage holders refinance or otherwise repay their loans sooner than expected, creating an early return of principal to holders of the loans.

Foreign Securities Risk: The Fund may invest in foreign securities, which involve special risks, including economic, political, and currency instability—especially in emerging markets.

Derivatives Risk: Derivatives, including futures, options, swaps and forward contracts, may be riskier

than other types of investments and may increase the volatility of the Fund. Derivatives may be sensitive to changes in economic and market conditions and may create leverage, which could result in losses that significantly exceed the Fund's original investment. The Fund may be more volatile than if the Fund had not been leveraged because the leverage tends to exaggerate any effect on the value of the Fund's portfolio securities. Certain derivatives expose the Fund to counterparty risk, which is the risk that the derivative counterparty will not fulfill its contractual obligations (and includes credit risk associated with the counterparty).

Leveraging Risk: Certain transactions may give rise to a form of leverage. Such transactions may include reverse repurchase agreements, loans of portfolio securities, and the use of when issued, delayed delivery or forward commitment transactions, or derivative instruments, and may give rise to leverage. Leverage may result in losses that exceed the amount originally invested and may accelerate the rate of losses. Leverage tends to magnify, sometimes significantly, the effect of any increase or decrease in the Fund's exposure to an asset or class of assets and may cause the Fund's net NAV per share to be volatile. This means that leverage entails a heightened risk of loss.

Commodities Risk: The value of commodities and commodity-linked derivative investments can be extremely volatile and exposure to commodities could cause the value of the Fund's shares to decline or fluctuate in a more rapid and unpredictable manner. The Fund's investments in commodity-linked derivative instruments may subject the Fund to greater volatility than investments in traditional securities. The value of commodity-linked derivative instruments may be affected by changes in overall market movements, commodity index volatility, commodity price volatility, changes in interest rates, or factors affecting a particular industry or commodity.

Floating Rate Loans Risk: Transactions involving floating rate loans may have significantly longer settlement periods than more traditional bond investments (settlement can take longer than seven days) and often involve borrowers whose financial condition is troubled or highly leveraged, which increases the risk that the Fund may not receive its proceeds in a timely manner and that the Fund may incur unexpected losses in order to pay redemption proceeds to its shareholders.

Short Sales and Other Short Positions Risk: The Fund will incur a loss as a result of a short position if the price of the instrument sold short increases in value between the date of the short sale and the date on which an offsetting position is purchased. Short positions may be considered speculative transactions and involve special risks, including greater reliance on a Sub-Adviser's ability to accurately anticipate the future value of a security or instrument.

Multi-Manager Risk: The Fund's performance depends on the skill of the Adviser in selecting, overseeing, and allocating Fund assets to the Sub-Advisers. The Sub-Advisers' investment styles may not always be complementary. The Sub-Advisers operate independently (e.g., make investment decisions independently of one another), and may make decisions that conflict with each other.

Fund Transaction Risk: The Fund could experience a loss and its liquidity may be negatively impacted when selling securities to meet redemption requests by shareholders. The risk of loss increases if the redemption requests are unusually large or frequent or occur in times of overall market turmoil or declining prices. Similarly, large purchases of Fund shares may adversely affect the Fund's performance to the extent that the Fund is delayed in investing new cash and is required to maintain a

INVESTMENT AND INSURANCE PRODUCTS ARE: • NOT FDIC INSURED • NOT INSURED BY ANY FEDERAL GOVERNMENT AGENCY • NOT A DEPOSIT OR OTHER OBLIGATION OF, OR GUARANTEED BY, JPMORGAN CHASE BANK, N.A. OR ANY OF ITS AFFILIATES • SUBJECT TO INVESTMENT RISKS, INCLUDING POSSIBLE LOSS OF THE PRINCIPAL AMOUNT INVESTED

larger cash position than it ordinarily would.

Top Holdings: Holdings are subject to change. The Top 5 Holdings represent the top 5 contributions to portfolio risk or VaR and the bottom 5 contributors or diversifiers to portfolio risk or VaR. For example, a security with a positive 5% contribution to VaR means that security is estimated to contribute 5% to the overall potential maximum loss of the portfolio. It indicates that this particular security carries a higher amount of risk relative to other holdings in the portfolio, even though it may only represent a small portion of the overall portfolio value. Alternatively, a security with a negative 5% contribution to VaR means that adding this security to a portfolio would actually decrease the overall portfolio's risk. The holdings listed should not be considered recommendations to purchase or sell a particular security. Each individual security is calculated as a percentage of VaR and may include the use of derivative positions.

Six Circles Funds are distributed by Foreside Fund Services, LLC a member of FINRA.

©JPMorgan Chase & Co., April 2026

©2026, American Bankers Association, CUSIP Database provided by the Standard & Poor's CUSIP Service Bureau, a division of The McGraw-Hill Companies, Inc. All rights reserved.

J.P.Morgan is the brand name for the Wealth Management business of JPMorgan Chase Bank, N.A. and its affiliates worldwide.

INVESTMENT AND INSURANCE PRODUCTS ARE: • NOT FDIC INSURED • NOT INSURED BY ANY FEDERAL GOVERNMENT AGENCY • NOT A DEPOSIT OR OTHER OBLIGATION OF, OR GUARANTEED BY, JPMORGAN CHASE BANK, N.A. OR ANY OF ITS AFFILIATES • SUBJECT TO INVESTMENT RISKS, INCLUDING POSSIBLE LOSS OF THE PRINCIPAL AMOUNT INVESTED